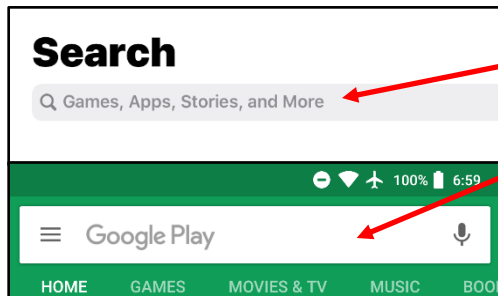


Downloading Zoom on a Tablet or Smartphone


Step 1

Open your App Store (Apple Products) or Google Play Store (Android Products) and type “Zoom” into the search bar.




Step 2

Tap on the app called “ZOOM Cloud Meetings”. Tap on “Get” (App Store) or “Install” (Google Play) to download the app.



Step 3

When you are ready to join a meeting, tap on the Zoom icon on your home screen of your tablet or smartphone.



You are now done installing Zoom. Well Done!
Thank you for using this guide.