

Joining a Zoom Meeting on a Tablet or Smartphone

Step 1

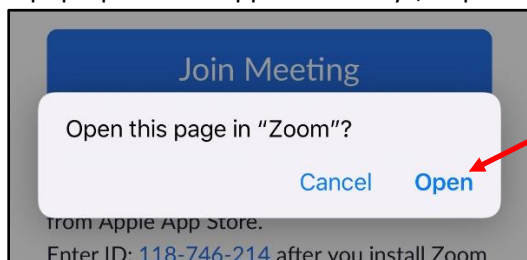
Plan on joining your online meeting approximately 5-10 minutes before it is scheduled to begin.

Step 2

Tap on the Zoom invitation link that was either sent to your email (if you have registered for a group) or tap on the link that you found on our website.

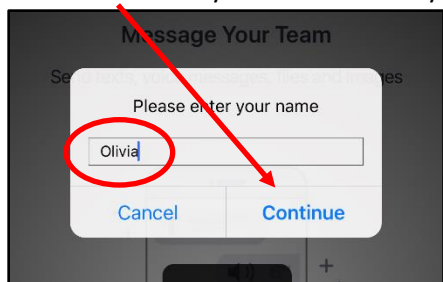
Step 3

A pop-up box will appear that says, "Open this page in 'Zoom'?". Tap on "Open".



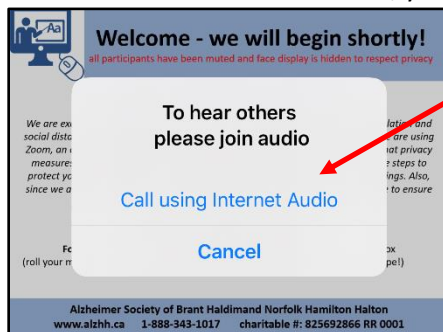
Step 4

Enter a display name before you join the meeting. Feel free to use your first name or initials. Tap "Continue" once you have entered your name.



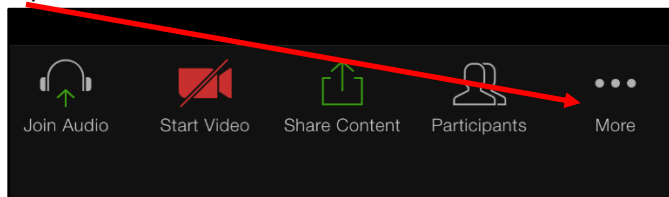
Step 5

To be able to hear the facilitator, you will need to tap on "Call using Internet Audio".



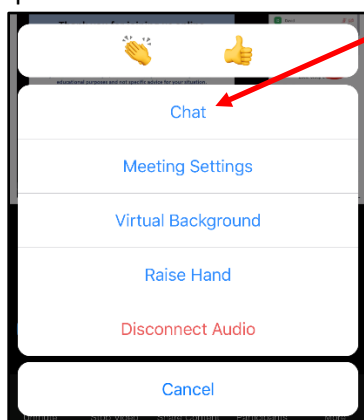
Step 6

To ask a question during the meeting tap your screen to access your menu bar. To access the chat box, tap on “More”.



Step 7

Another menu will appear on your screen, tap on the option that says “Chat”. You can then type your questions to the facilitator.



Congratulations you have now joined the meeting! Ask as many questions as you like, the facilitator will answer questions at the end of the presentation.

Thank you for using this guide.